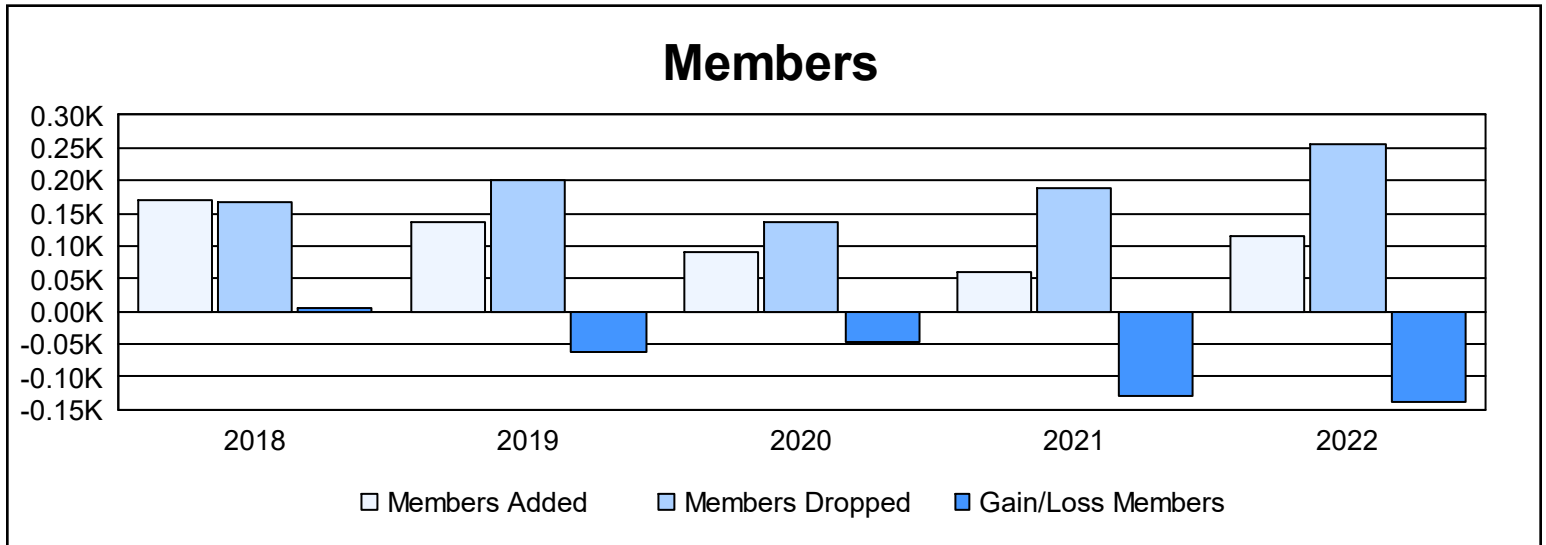
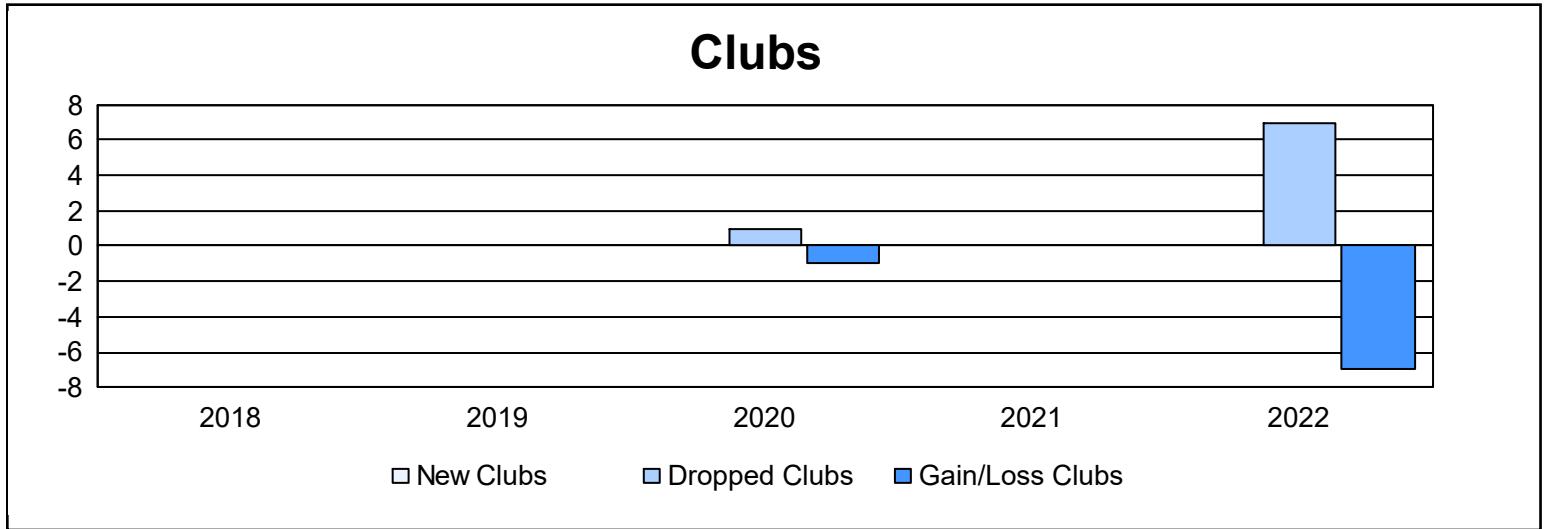
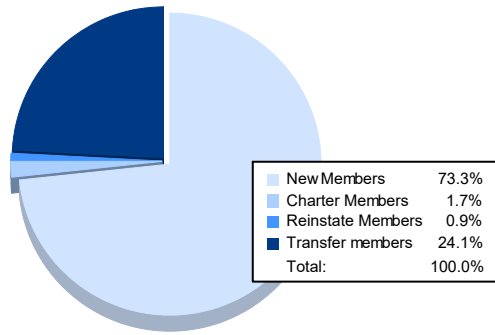


Year	New Clubs	Dropped Clubs	Gain/ Loss Clubs	New Members	Charter Members	Reinstate Members	Transfer Members	Total Member Added	Total Members Dropped	Gain/ Loss Members
2017-2018	0	0	0	105	4	2	60	171	167	4
2018-2019	0	0	0	100	0	2	35	137	200	-63
2019-2020	0	1	-1	86	1	3	0	90	137	-47
2020-2021	0	0	0	55	0	2	3	60	189	-129
2021-2022	0	7	-7	85	2	1	28	116	255	-139
<b>Average</b>	<b>0</b>	<b>2</b>	<b>-2</b>	<b>86</b>	<b>1</b>	<b>2</b>	<b>25</b>	<b>115</b>	<b>190</b>	<b>-75</b>



### Membership Composition June 2022 Cumulative



### Gender Composition June 2022 Cumulative

